



HSCC HISTORIC FORMULA 3

1000cc F3 cars 1964-1970



Thruxton Historic Race Meeting

Thruxton

22nd / 23rd June 2024



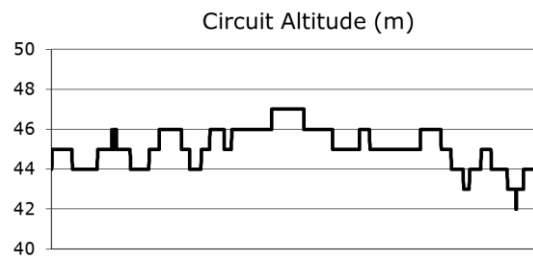
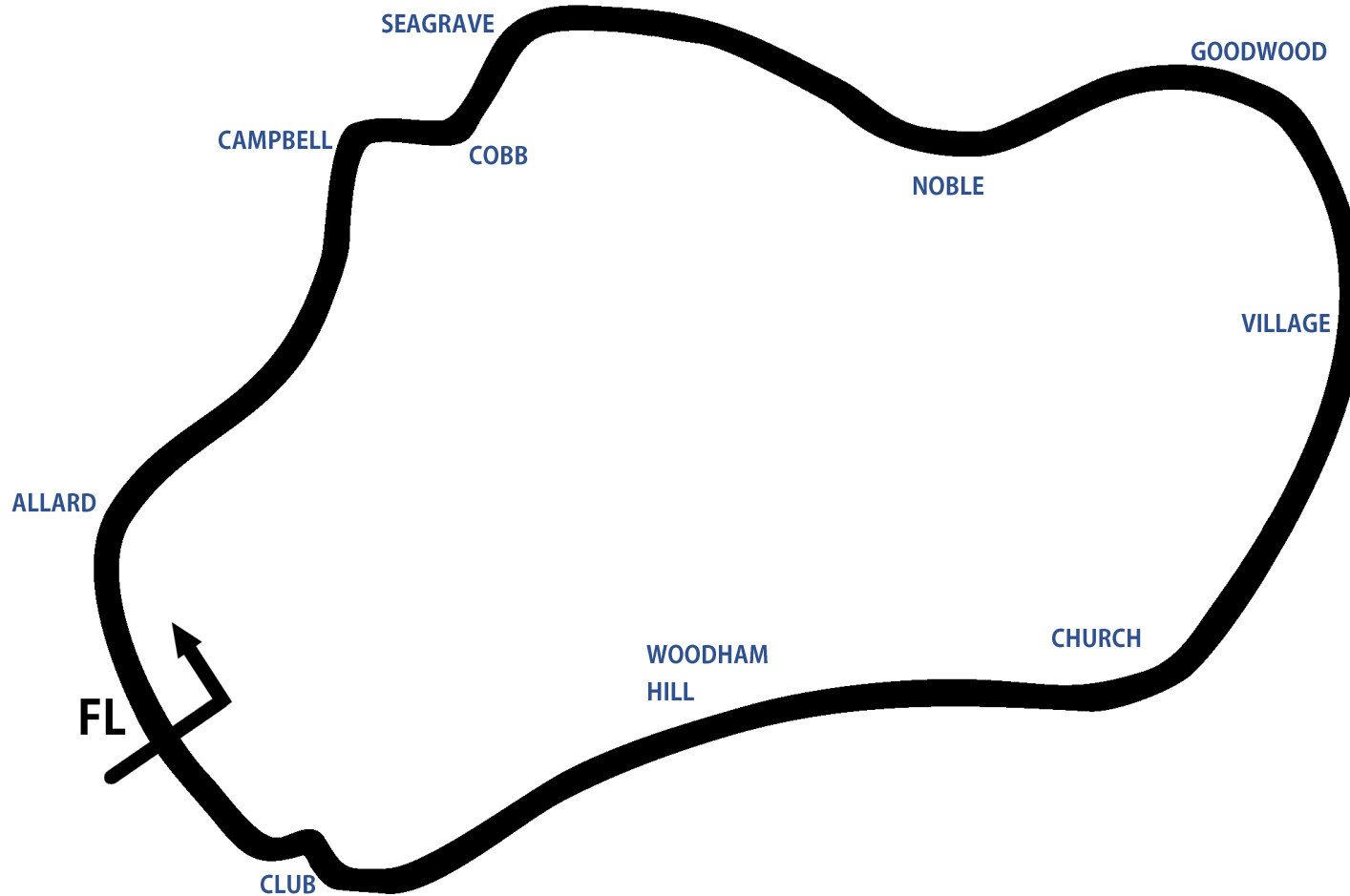
Timing & Results Provided by Timing Solutions Ltd

www.tsl-timing.com



Thruxton Circuit

Andover, Hampshire, UK



Length	2.3560 Miles 3.791 km 3791.6 m		
FL		51.20766 N	1.60897 W
Pit Entry	3697m	51.20680 N	1.60788 W
Pit Exit	100m after FL	51.20844 N	1.60924 W
Pit Entry - Pit Exit	219m, 15.8s @ 50kph, 13.1s @ 60kph		

HSCC Historic Formula 3 Championship - Chris Moore Memorial Trophy

QUALIFYING - RACE 5 - CLASSIFICATION

POS	NO	CL	PIC	NAME	ENTRY	TIME	ON	LAPS	GAP	DIFF	MPH
1	25	B	1	Andrew HIBBERD	Brabham BT18 1000	1:24.381	12	12			100.51
2	11	B	2	Ross DRYBROUGH	Merlyn Mk14A 997	1:25.027	11	12	0.646	0.646	99.75
3	3	B	3	Jon MILICEVIC	Brabham BT21B 1000	1:26.119	2	5	1.738	1.092	98.48
4	15	B	4	Mark CARTER	Chevron B15 1000	1:26.845	3	10	2.464	0.726	97.66
5	28	B	5	Jason TIMMS	Brabham BT21 1000	1:27.185	12	12	2.804	0.340	97.28
6	51	B	6	Simon ARMER	March 703 997	1:27.922	3	7	3.541	0.737	96.46
7	26	B	7	Steve SEAMAN	Brabham BT21 1000	1:27.999	5	12	3.618	0.077	96.38
8	5	B	8	Steve NICHOLS	Chevron B17 1000	1:28.837	11	12	4.456	0.838	95.47
9	89	B	9	Mark PANGBORN	Brabham BT28 998	1:28.939	12	12	4.558	0.102	95.36
10	411	B	10	Ian BANKHURST	Brabham BT21B	1:29.873	11	12	5.492	0.934	94.37
11	9	B	11	Andrew TART	Merlyn Mk9 998	1:30.267	11	12	5.886	0.394	93.96
12	12	B	12	Glenn LOXTON	Merlyn Mk14 997	1:31.420	10	10	7.039	1.153	92.77
13	6	B	13	Leif BOSSON	Brabham BT28 997	1:32.197	8	12	7.816	0.777	91.99
14	57	B	14	Simon HAUGHTON	Chevron B15 1000	1:32.564	6	8	8.183	0.367	91.62
15	35	A	1	Nicholas PEARCE	U2 Mk4 1000	1:33.983	8	12	9.602	1.419	90.24
16	16	B	15	Mark LINSTONE	Brabham BT21 998	1:34.403	4	10	10.022	0.420	89.84
17	84	B	16	Martin WHITLOCK	Brabham BT21 1000	1:34.651	11	11	10.270	0.248	89.60
18	83	B	17	Simon ETHERINGTON	Brabham BT18 997	1:35.574	8	11	11.193	0.923	88.74
19	46	B	18	Mike LAMPLOUGH	Chevron B15 998	1:38.265	11	11	13.884	2.691	86.31

Weather / Track : Bright / Dry

These results are provisional until the conclusion of any judicial and technical matters.

Date: 22/06/2024 Start: 11:54 Finish: 12:14

Thruxton: 2.3560 miles

Clerk Of Course: Bob Lentell

Stewards:

Timekeeper: Peter Knight



HSCC Historic Formula 3 Championship - Chris Moore Memorial Trophy

QUALIFYING - RACE 5 - LAP ANALYSIS

DIFF = Difference To Personal Best Lap

P1 25 Andrew HIBBERD				
LAP	LAP TIME	DIFF	MPH	TIME OF DAY
1 -	1:27.027	2.646	97.45	11:57:27.183
2 -	1:25.343	0.962	99.38	11:58:52.526
3 -	1:25.388	1.007	99.33	12:00:17.914
4 -	1:25.943	1.562	98.68	12:01:43.857
5 -	1:24.860 (2)	0.479	99.94	12:03:08.717
6 -	1:28.210	3.829	96.15	12:04:36.927
7 -	1:28.875	4.494	95.43	12:06:05.802
8 -	1:25.294 P	0.913	99.43	12:07:31.096
9 -	3:18.350	1:53.969	42.76	12:10:49.446
10 -	1:25.277	0.896	99.45	12:12:14.723
11 -	1:24.891 (3)	0.510	99.91	12:13:39.614
12 -	1:24.381 (1)		100.51	12:15:03.995

P2 11 Ross DRYBROUGH				
LAP	LAP TIME	DIFF	MPH	TIME OF DAY
1 -	1:29.449	4.422	94.82	11:58:03.497
2 -	1:26.338	1.311	98.23	11:59:29.835
3 -	1:26.656	1.629	97.87	12:00:56.491
4 -	1:30.942	5.915	93.26	12:02:27.433
5 -	1:25.843	0.816	98.80	12:03:53.276
6 -	1:32.806	7.779	91.39	12:05:26.082
7 -	1:27.388	2.361	97.05	12:06:53.470
8 -	1:36.032	11.005	88.32	12:08:29.502
9 -	1:25.751 (3)	0.724	98.90	12:09:55.253
10 -	1:25.273 (2)	0.246	99.46	12:11:20.526
11 -	1:25.027 (1)		99.75	12:12:45.553
12 -	1:46.609 P	21.582	79.55	12:14:32.162

P3 3 Jon MILICEVIC				
LAP	LAP TIME	DIFF	MPH	TIME OF DAY
1 -	1:27.505 (2)	1.386	96.92	11:57:32.333
2 -	1:26.119 (1)		98.48	11:58:58.452
3 -	1:27.739 (3)	1.620	96.66	12:00:26.191
4 -	1:29.583	3.464	94.67	12:01:55.774
5 -	1:35.305 P	9.186	88.99	12:03:31.079

P4 15 Mark CARTER				
LAP	LAP TIME	DIFF	MPH	TIME OF DAY
1 -	1:27.385 (2)	0.540	97.06	11:57:31.205
2 -	1:27.802 (3)	0.957	96.59	11:58:59.007
3 -	1:26.845 (1)		97.66	12:00:25.852
4 -	1:30.848 P	4.003	93.36	12:01:56.700
5 -	3:11.812	1:44.967	44.21	12:05:08.512
6 -	1:29.627	2.782	94.63	12:06:38.139
7 -	1:28.907	2.062	95.39	12:08:07.046
8 -	1:28.157	1.312	96.21	12:09:35.203
9 -	1:27.934	1.089	96.45	12:11:03.137
10 -	1:38.275 P	11.430	86.30	12:12:41.412

P5 28 Jason TIMMS				
LAP	LAP TIME	DIFF	MPH	TIME OF DAY
1 -	1:34.699	7.514	89.56	11:58:14.831
2 -	1:32.483	5.298	91.70	11:59:47.314
3 -	1:29.275	2.090	95.00	12:01:16.589
4 -	1:30.070	2.885	94.16	12:02:46.659
5 -	1:30.726	3.541	93.48	12:04:17.385
6 -	1:28.417	1.232	95.92	12:05:45.802
7 -	1:27.981	0.796	96.40	12:07:13.783
8 -	1:29.575	2.390	94.68	12:08:43.358

DIFF = Difference To Personal Best Lap

9 -	1:30.310	3.125	93.91	12:10:13.668
10 -	1:27.833 (3)	0.648	96.56	12:11:41.501
11 -	1:27.601 (2)	0.416	96.82	12:13:09.102
12 -	1:27.185 (1)		97.28	12:14:36.287

P6 51 Simon ARMER				
LAP	LAP TIME	DIFF	MPH	TIME OF DAY
1 -	1:29.033	1.111	95.26	11:57:34.541
2 -	1:28.943 (3)	1.021	95.36	11:59:03.484
3 -	1:27.922 (1)		96.46	12:00:31.406
4 -	1:29.005	1.083	95.29	12:02:00.411
5 -	1:30.434	2.512	93.78	12:03:30.845
6 -	1:28.238 (2)	0.316	96.12	12:04:59.083
7 -	1:35.564 P	7.642	88.75	12:06:34.647

P7 26 Steve SEAMAN				
LAP	LAP TIME	DIFF	MPH	TIME OF DAY
1 -	1:30.182	2.183	94.04	11:57:59.909
2 -	1:29.629	1.630	94.63	11:59:29.538
3 -	1:29.374	1.375	94.90	12:00:58.912
4 -	1:30.015	2.016	94.22	12:02:28.927
5 -	1:27.999 (1)		96.38	12:03:56.926
6 -	1:30.423	2.424	93.79	12:05:27.349
7 -	1:39.093	11.094	85.59	12:07:06.442
8 -	1:42.810	14.811	82.49	12:08:49.252
9 -	1:28.920 (3)	0.921	95.38	12:10:18.172
10 -	1:31.025	3.026	93.17	12:11:49.197
11 -	1:28.364 (2)	0.365	95.98	12:13:17.561
12 -	1:31.682	3.683	92.51	12:14:49.243

P8 5 Steve NICHOLS				
LAP	LAP TIME	DIFF	MPH	TIME OF DAY
1 -	1:32.802	3.965	91.39	11:58:29.884
2 -	1:30.606	1.769	93.60	12:00:00.490
3 -	1:31.577	2.740	92.61	12:01:32.067
4 -	1:32.027	3.190	92.16	12:03:04.094
5 -	1:31.227	2.390	92.97	12:04:35.321
6 -	1:31.874	3.037	92.31	12:06:07.195
7 -	1:31.198	2.361	93.00	12:07:38.393
8 -	1:30.334 (3)	1.497	93.89	12:09:08.727
9 -	1:31.277	2.440	92.92	12:10:40.004
10 -	1:32.027	3.190	92.16	12:12:12.031
11 -	1:28.837 (1)		95.47	12:13:40.868
12 -	1:29.162 (2)	0.325	95.12	12:15:10.030

P9 89 Mark PANGBORN				
LAP	LAP TIME	DIFF	MPH	TIME OF DAY
1 -	1:34.834	5.895	89.43	11:58:21.705
2 -	1:31.132	2.193	93.06	11:59:52.837
3 -	1:30.226 (3)	1.287	94.00	12:01:23.063
4 -	1:30.862	1.923	93.34	12:02:53.925
5 -	1:31.161	2.222	93.03	12:04:25.086
6 -	1:30.336	1.397	93.88	12:05:55.422
7 -	1:30.551	1.612	93.66	12:07:25.973
8 -	1:30.620	1.681	93.59	12:08:56.593
9 -	1:30.326	1.387	93.90	12:10:26.919
10 -	1:30.439	1.500	93.78	12:11:57.358
11 -	1:29.856 (2)	0.917	94.39	12:13:27.214
12 -	1:28.939 (1)		95.36	12:14:56.153

HSCC Historic Formula 3 Championship - Chris Moore Memorial Trophy

QUALIFYING - RACE 5 - LAP ANALYSIS

DIFF = Difference To Personal Best Lap

P10 411 Ian BANKHURST				
LAP	LAP TIME	DIFF	MPH	TIME OF DAY
1 -	1:33.923	4.050	90.30	11:57:53.183
2 -	1:31.570	1.697	92.62	11:59:24.753
3 -	1:30.480	0.607	93.74	12:00:55.233
4 -	1:40.066	10.193	84.76	12:02:35.299
5 -	1:31.349	1.476	92.84	12:04:06.648
6 -	1:30.295 (2)	0.422	93.93	12:05:36.943
7 -	1:31.768	1.895	92.42	12:07:08.711
8 -	1:34.190	4.317	90.04	12:08:42.901
9 -	1:31.997	2.124	92.19	12:10:14.898
10 -	1:30.467 (3)	0.594	93.75	12:11:45.365
11 -	1:29.873 (1)		94.37	12:13:15.238
12 -	1:35.050	5.177	89.23	12:14:50.288

P11 9 Andrew TART				
LAP	LAP TIME	DIFF	MPH	TIME OF DAY
1 -	1:33.386	3.119	90.82	11:58:13.875
2 -	1:32.131	1.864	92.06	11:59:46.006
3 -	1:31.350	1.083	92.84	12:01:17.356
4 -	1:33.638	3.371	90.57	12:02:50.994
5 -	1:31.863	1.596	92.32	12:04:22.857
6 -	1:32.289	2.022	91.90	12:05:55.146
7 -	1:33.254	2.987	90.95	12:07:28.400
8 -	1:31.601	1.334	92.59	12:09:00.001
9 -	1:31.325	1.058	92.87	12:10:31.326
10 -	1:30.304 (2)	0.037	93.92	12:12:01.630
11 -	1:30.267 (1)		93.96	12:13:31.897
12 -	1:30.476 (3)	0.209	93.74	12:15:02.373

P12 12 Glenn LOXTON				
LAP	LAP TIME	DIFF	MPH	TIME OF DAY
1 -	1:40.274	8.854	84.58	11:58:40.247
2 -	1:39.856	8.436	84.93	12:00:20.103
3 -	1:39.845	8.425	84.94	12:01:59.948
4 -	1:42.870 P	11.450	82.44	12:03:42.818
5 -	3:09.489	1:38.069	44.76	12:06:52.307
6 -	1:50.766	19.346	76.57	12:08:43.073
7 -	1:34.611	3.191	89.64	12:10:17.684
8 -	1:34.107 (3)	2.687	90.12	12:11:51.791
9 -	1:32.790 (2)	1.370	91.40	12:13:24.581
10 -	1:31.420 (1)		92.77	12:14:56.001

P13 6 Leif BOSSON				
LAP	LAP TIME	DIFF	MPH	TIME OF DAY
1 -	1:35.314	3.117	88.98	11:58:07.330
2 -	1:34.465	2.268	89.78	11:59:41.795
3 -	1:34.934	2.737	89.34	12:01:16.729
4 -	1:35.653	3.456	88.67	12:02:52.382
5 -	1:35.144	2.947	89.14	12:04:27.526
6 -	1:33.809	1.612	90.41	12:06:01.335
7 -	1:33.231 (3)	1.034	90.97	12:07:34.566
8 -	1:32.197 (1)		91.99	12:09:06.763
9 -	1:34.252	2.055	89.98	12:10:41.015
10 -	1:35.296	3.099	89.00	12:12:16.311
11 -	1:35.549	3.352	88.76	12:13:51.860
12 -	1:32.985 (2)	0.788	91.21	12:15:24.845

P14 57 Simon HAUGHTON				
LAP	LAP TIME	DIFF	MPH	TIME OF DAY
1 -	1:37.859	5.295	86.67	11:58:25.724

DIFF = Difference To Personal Best Lap

2 -	1:35.304	2.740	88.99	12:00:01.028
3 -	1:32.953	0.389	91.24	12:01:33.981
4 -	1:32.784 (3)	0.220	91.41	12:03:06.765
5 -	1:32.859	0.295	91.33	12:04:39.624
6 -	1:32.564 (1)		91.62	12:06:12.188
7 -	1:32.616 (2)	0.052	91.57	12:07:44.804
8 -	1:44.414 P	11.850	81.23	12:09:29.218

P15 35 Nicholas PEARCE				
LAP	LAP TIME	DIFF	MPH	TIME OF DAY
1 -	1:34.900	0.917	89.37	11:57:55.320
2 -	1:36.083	2.100	88.27	11:59:31.403
3 -	1:35.372	1.389	88.93	12:01:06.775
4 -	1:34.201 (3)	0.218	90.03	12:02:40.976
5 -	1:40.931	6.948	84.03	12:04:21.907
6 -	1:36.522	2.539	87.87	12:05:58.429
7 -	1:34.010 (2)	0.027	90.22	12:07:32.439
8 -	1:33.983 (1)		90.24	12:09:06.422
9 -	1:34.329	0.346	89.91	12:10:40.751
10 -	1:34.623	0.640	89.63	12:12:15.374
11 -	1:34.995	1.012	89.28	12:13:50.369
12 -	1:46.504 P	12.521	79.63	12:15:36.873

P16 16 Mark LINSTONE				
LAP	LAP TIME	DIFF	MPH	TIME OF DAY
1 -	1:37.407	3.004	87.07	11:58:11.308
2 -	1:37.414	3.011	87.06	11:59:48.722
3 -	1:35.547	1.144	88.76	12:01:24.269
4 -	1:34.403 (1)		89.84	12:02:58.672
5 -	1:34.783 (3)	0.380	89.48	12:04:33.455
6 -	1:35.389	0.986	88.91	12:06:08.844
7 -	1:36.879	2.476	87.54	12:07:45.723
8 -	1:36.118	1.715	88.24	12:09:21.841
9 -	1:34.766 (2)	0.363	89.50	12:10:56.607
10 -	1:36.706 P	2.303	87.70	12:12:33.313

P17 84 Martin WHITLOCK				
LAP	LAP TIME	DIFF	MPH	TIME OF DAY
1 -	1:40.527	5.876	84.37	11:58:42.015
2 -	1:40.508	5.857	84.38	12:00:22.523
3 -	1:40.278	5.627	84.58	12:02:02.801
4 -	1:38.252	3.601	86.32	12:03:41.053
5 -	1:37.928	3.277	86.61	12:05:18.981
6 -	1:36.833 (3)	2.182	87.59	12:06:55.814
7 -	1:39.546	4.895	85.20	12:08:35.360
8 -	1:37.078	2.427	87.36	12:10:12.438
9 -	1:40.694	6.043	84.23	12:11:53.132
10 -	1:36.042 (2)	1.391	88.31	12:13:29.174
11 -	1:34.651 (1)		89.60	12:15:03.825

P18 83 Simon ETHERINGTON				
LAP	LAP TIME	DIFF	MPH	TIME OF DAY
1 -	1:43.005	7.431	82.34	11:58:44.193
2 -	1:36.672	1.098	87.73	12:00:20.865
3 -	1:36.926	1.352	87.50	12:01:57.791
4 -	1:36.726	1.152	87.68	12:03:34.517
5 -	1:37.291	1.717	87.17	12:05:11.808
6 -	1:36.061 (2)	0.487	88.29	12:06:47.869
7 -	1:36.138 (3)	0.564	88.22	12:08:24.007
8 -	1:35.574 (1)		88.74	12:09:59.581
9 -	1:36.637 P	1.063	87.76	12:11:36.218
10 -	2:29.533	53.959	56.72	12:14:05.751

HSCC Historic Formula 3 Championship - Chris Moore Memorial Trophy

QUALIFYING - RACE 5 - LAP ANALYSIS

DIFF = Difference To Personal Best Lap

11 - 1:36.803 1.229 87.61 12:15:42.554

P19 46 Mike LAMPLOUGH				
LAP	LAP TIME	DIFF	MPH	TIME OF DAY
1 -	1:46.048	7.783	79.97	11:58:45.243
2 -	1:44.192	5.927	81.40	12:00:29.435
3 -	1:42.220	3.955	82.97	12:02:11.655
4 -	1:40.919	2.654	84.04	12:03:52.574
5 -	1:42.042	3.777	83.11	12:05:34.616
6 -	1:40.771	2.506	84.16	12:07:15.387
7 -	1:39.964	1.699	84.84	12:08:55.351
8 -	1:39.860 (3)	1.595	84.93	12:10:35.211
9 -	1:39.376 (2)	1.111	85.34	12:12:14.587
10 -	1:41.170	2.905	83.83	12:13:55.757
11 -	1:38.265 (1)		86.31	12:15:34.022

HSCC Historic Formula 3 Championship - Chris Moore Memorial Trophy

QUALIFYING - RACE 5 - STATISTICS

Competitors Started 19
Planned Start 2024-06-22 @ 11:55:00.000
Actual Start 2024-06-22 @ 11:54:19.613
Finish Time 2024-06-22 @ 12:14:24.459
Track Length 2.3560mi.
Total Laps 203
Total Distance Covered 478.2686mi.

Session Fastest Lap History

NO	CL	NAME	LAP TIME	TIME OF DAY	LAP	VEHICLE
25	B	Andrew HIBBERD	1:27.027	11:57:27.202	1	Brabham BT18 1000
25	B	Andrew HIBBERD	1:25.343	11:58:52.545	2	Brabham BT18 1000
25	B	Andrew HIBBERD	1:24.860	12:03:08.735	5	Brabham BT18 1000
25	B	Andrew HIBBERD	1:24.381	12:15:04.015	12	Brabham BT18 1000

Flag History

TYPE	TIME OF DAY
GREEN	11:54:19.613
FINISH	12:14:24.459

Flag Statistics

TYPE	COUNT	TOTAL LAPS	TOTAL TIME
Green	1	12	22:23.571
Red	0	0	0.000
Safety Car	0	0	0.000
FCY	0	0	0.000

HSCC Historic Formula 3 Championship - Chris Moore Memorial Trophy

QUALIFYING - RACE 5 - STATISTICS

CLASS : B

18 Starters

Fastest Lap History

NO	NAME	LAP TIME	TIME OF DAY	LAP	VEHICLE
25	Andrew HIBBERD	1:27.027	11:57:27.202	1	Brabham BT18 1000
25	Andrew HIBBERD	1:25.343	11:58:52.545	2	Brabham BT18 1000
25	Andrew HIBBERD	1:24.860	12:03:08.735	5	Brabham BT18 1000
25	Andrew HIBBERD	1:24.381	12:15:04.015	12	Brabham BT18 1000

HSCC Historic Formula 3 Championship - Chris Moore Memorial Trophy

QUALIFYING - RACE 5 - STATISTICS

CLASS : A

1 Starters

Fastest Lap History


NO	NAME	LAP TIME	TIME OF DAY	LAP	VEHICLE
35	Nicholas PEARCE	1:34.900	11:57:55.344	1	U2 Mk4 1000
35	Nicholas PEARCE	1:34.201	12:02:40.999	4	U2 Mk4 1000
35	Nicholas PEARCE	1:34.010	12:07:32.465	7	U2 Mk4 1000
35	Nicholas PEARCE	1:33.983	12:09:06.446	8	U2 Mk4 1000



HSCC Historic Formula 3 Championship - Chris Moore Memorial Trophy

RACE 5 - GRID (20 minutes) - AMENDED

ROW 9	17	83	Simon ETHERINGTON	1:35.574	18	46	Mike LAMPLOUGH	1:38.265
ROW 8	15	16	Mark LINSTONE	1:34.403	16	84	Martin WHITLOCK	1:34.651
ROW 7	13	57	Simon HAUGHTON	1:32.564	14	35	Nicholas PEARCE	1:33.983
ROW 6	11	12	Glenn LOXTON	1:31.420	12	6	Leif BOSSON	1:32.197
ROW 5	9	411	Ian BANKHURST	1:29.873	10	9	Andrew TART	1:30.267
ROW 4	7	5	Steve NICHOLS	1:28.837	8	89	Mark PANGBORN	1:28.939
ROW 3	5	28	Jason TIMMS	1:27.185	6	26	Steve SEAMAN	1:27.999
ROW 2	3	3	Jon MILICEVIC	1:26.119	4	15	Mark CARTER	1:26.845
ROW 1	1	25	Andrew HIBBERD	1:24.381	2	11	Ross DRYBROUGH	1:25.027
Pole								



Comments:
Car No 51 has withdrawn.

These results are provisional until the conclusion of any judicial and technical matters.

Thruxton: 2.3560 miles

Clerk Of Course: Bob Lentell

Stewards:

Timekeeper: Peter Knight





HSCC Historic Formula 3 Championship - Chris Moore Memorial Trophy

RACE 5 - GRID (20 minutes)

ROW 10	19	1:38.265 46 Mike LAMPLOUGH	18	1:35.574 83 Simon ETHERINGTON
ROW 9	17	1:34.651 84 Martin WHITLOCK	16	1:34.403 16 Mark LINSTONE
ROW 8	15	1:33.983 35 Nicholas PEARCE	14	1:32.564 57 Simon HAUGHTON
ROW 7	13	1:32.197 6 Leif BOSSON	12	1:31.420 12 Glenn LOXTON
ROW 6	11	1:30.267 9 Andrew TART	10	1:29.873 411 Ian BANKHURST
ROW 5	9	1:28.939 89 Mark PANGBORN	8	1:28.837 5 Steve NICHOLS
ROW 4	7	1:27.999 26 Steve SEAMAN	6	1:27.922 51 Simon ARMER
ROW 3	5	1:27.185 28 Jason TIMMS	4	1:26.845 15 Mark CARTER
ROW 2	3	1:26.119 3 Jon MILICEVIC	2	1:25.027 11 Ross DRYBROUGH
ROW 1	1	1:24.381 25 Andrew HIBBERD		
Pole				

These results are provisional until the conclusion of any judicial and technical matters.

Thruxton: 2.3560 miles

Clerk Of Course: Bob Lentell

Stewards:

Timekeeper: Peter Knight





HSCC Historic Formula 3 Championship - Chris Moore Memorial Trophy

RACE 5 - CLASSIFICATION

Race Distance: 15 Laps / 35.34 miles

POS	NO	CL	PIC	NAME	ENTRY	LAPS	TIME	GAP	DIFF	MPH	BEST	ON
1	25	B	1	Andrew HIBBERD	Brabham BT18 1000	15	21:20.197			99.37	1:23.792	10
2	11	B	2	Ross DRYBROUGH	Merlyn Mk14A 997	15	21:21.025	0.828	0.828	99.31	1:23.683	13
3	15	B	3	Mark CARTER	Chevron B15 1000	15	22:09.250	49.053	48.225	95.71	1:26.484	12
4	5	B	4	Steve NICHOLS	Chevron B17 1000	14	21:29.363	1 Lap	1 Lap	92.09	1:29.796	14
5	411	B	5	Ian BANKHURST	Brabham BT21B	14	21:29.565	1 Lap	0.202	92.07	1:29.317	13
6	9	B	6	Andrew TART	Merlyn Mk9 998	14	21:30.681	1 Lap	1.116	91.99	1:29.638	13
7	12	B	7	Glenn LOXTON	Merlyn Mk14 997	14	21:43.279	1 Lap	12.598	91.11	1:30.817	13
8	6	B	8	Leif BOSSON	Brabham BT28 997	14	21:56.940	1 Lap	13.661	90.16	1:31.563	8
9	35	A	1	Nicholas PEARCE	U2 Mk4 1000	14	22:10.151	1 Lap	13.211	89.26	1:33.089	2
10	84	B	9	Martin WHITLOCK	Brabham BT21 1000	14	22:32.050	1 Lap	21.899	87.82	1:33.676	13
11	83	B	10	Simon ETHERINGTON	Brabham BT18 997	14	22:39.388	1 Lap	7.338	87.34	1:33.192	14
12	46	B	11	Mike LAMPLOUGH	Chevron B15 998	13	22:18.927	2 Laps	1 Lap	82.35	1:40.126	13

NOT CLASSIFIED

DNF	3	B		Jon MILICEVIC	Brabham BT21B 1000	12	17:32.805	3 Laps	1 Lap	96.67	1:24.632	2
DNF	57	B		Simon HAUGHTON	Chevron B15 1000	8	12:34.707	7 Laps	4 Laps	89.90	1:32.211	6
DNF	28	B		Jason TIMMS	Brabham BT21 1000	6	9:05.329	9 Laps	2 Laps	93.31	1:25.832	6
DNF	16	B		Mark LINSTONE	Brabham BT21 998	4	6:16.796	11 Laps	2 Laps	90.03	1:31.621	3
DNF	89	B		Mark PANGBORN	Brabham BT28 998	1	1:50.374	14 Laps	3 Laps	76.84		

NOT STARTED

NS	26	B		Steve SEAMAN	Brabham BT21 1000							
----	----	---	--	--------------	-------------------	--	--	--	--	--	--	--

FASTEST LAP

11	B			Ross DRYBROUGH	Merlyn Mk14A 997	13	1:23.683		101.35 mph		163.11 kph	
35	A			Nicholas PEARCE	U2 Mk4 1000	2	1:33.089		91.11 mph		146.63 kph	

Weather / Track : Bright / Dry

These results are provisional until the conclusion of any judicial and technical matters.

Date: 22/06/2024 Start: 17:17 Finish: 17:38
Thrupton: 2.3560 miles

Clerk Of Course: Bob Lentell

Stewards:

Timekeeper: Peter Knight



HSCC Historic Formula 3 Championship - Chris Moore Memorial Trophy

RACE 5 - LAP CHART

LAP 1 @ 17:18:53.203			LAP 2 @ 17:20:17.859			LAP 3 @ 17:21:41.804			LAP 4 @ 17:23:05.869			LAP 5 @ 17:24:29.931		
NO	BEHIND	LAP TIME	NO	BEHIND	LAP TIME	NO	BEHIND	LAP TIME	NO	BEHIND	LAP TIME	NO	BEHIND	LAP TIME
25		1:31.883	25		1:24.656	25		1:23.945	25		1:24.065	25		1:24.062
3	0.742	1:32.625	3	0.718	1:24.632	3	1.866	1:25.093	11	3.194	1:24.899	11	4.594	1:25.462
11	0.898	1:32.781	11	1.537	1:25.295	11	2.360	1:24.768	3	4.225	1:26.424	3	6.263	1:26.100
15	1.226	1:33.109	15	3.376	1:26.806	15	6.227	1:26.796	15	10.363	1:28.201	15	14.000	1:27.699
5	6.228	1:38.111	5	14.588	1:33.016	5	22.186	1:31.543	28	28.003	1:29.161	28	30.886	1:26.945
411	6.454	1:38.337	411	15.149	1:33.351	411	22.781	1:31.577	5	29.971	1:31.850	5	36.131	1:30.222
12	7.591	1:39.474	9	15.587	1:32.321	28	22.907	1:29.108	411	30.398	1:31.682	411	36.399	1:30.063
9	7.922	1:39.805	12	15.915	1:32.980	9	23.597	1:31.955	9	31.175	1:31.643	9	37.076	1:29.963
16	8.776	1:40.659	16	16.062	1:31.942	16	23.738	1:31.621	16	32.247	1:32.574	12	40.510	1:32.032
35	12.414	1:44.297	28	17.744	1:29.187	12	24.842	1:32.872	12	32.540	1:31.763	57	51.621	1:33.583
6	12.827	1:44.710	35	20.847	1:33.089	35	30.660	1:33.758	35	41.325	1:34.730	35	52.732	1:35.469
28	13.213	1:45.096	6	22.820	1:34.649	6	32.545	1:33.670	57	42.100	1:33.350	6	52.865	1:33.793
57	13.363	1:45.246	57	23.386	1:34.679	57	32.815	1:33.374	6	43.134	1:34.654	84	58.908	1:36.028
84	15.212	1:47.095	84	26.291	1:35.735	84	36.906	1:34.560	84	46.942	1:34.101	83	1:05.395	1:36.598
83	16.442	1:48.325	83	28.684	1:36.898	83	41.447	1:36.708	83	52.859	1:35.477			
89	18.491	1:50.374 P	46	38.379	1:42.281	46	57.323	1:42.889	46	1:15.363	1:42.105			
46	20.754	1:52.637												

HSCC Historic Formula 3 Championship - Chris Moore Memorial Trophy

RACE 5 - LAP CHART

LAP 6 @ 17:25:58.588			LAP 7 @ 17:27:23.536			LAP 8 @ 17:28:47.976			LAP 9 @ 17:30:12.698			LAP 10 @ 17:31:36.490		
NO	BEHIND	LAP TIME	NO	BEHIND	LAP TIME	NO	BEHIND	LAP TIME	NO	BEHIND	LAP TIME	NO	BEHIND	LAP TIME
25		1:28.657	25		1:24.948	25		1:24.440	25		1:24.722	25		1:23.792
11	1.990	1:26.053	11	1.926	1:24.884	83	1 Lap	1:36.705	11	1.058	1:23.886	11	1.882	1:24.616
3	5.133	1:27.527	3	8.259	1:28.074	11	1.894	1:24.408	84	1 Lap	1:35.987	35	1 Lap	1:34.897
46	1 Lap	1:44.678	15	14.706	1:27.008	3	12.117	1:28.298	83	1 Lap	1:37.356	3	20.189	1:28.896
15	12.646	1:27.303	46	1 Lap	1:41.173	15	17.683	1:27.417	3	15.085	1:27.690	84	1 Lap	1:39.817
28	28.061	1:25.832	411	46.618	1:31.345	46	1 Lap	1:42.319	15	19.889	1:26.928	15	23.467	1:27.370
5	39.512	1:32.038	5	47.163	1:32.599	411	55.179	1:33.001	46	1 Lap	1:41.673	83	1 Lap	1:40.547
411	40.221	1:32.479	9	48.328	1:32.562	9	56.186	1:32.298	411	1:03.496	1:33.039	411	1:12.041	1:32.337
9	40.714	1:32.295	12	55.473	1:36.943	5	56.896	1:34.173	5	1:03.752	1:31.578	5	1:12.275	1:32.315
12	43.478	1:31.625	57	1:02.805	1:32.578	12	1:03.791	1:32.758	9	1:04.291	1:32.827	9	1:12.902	1:32.403
57	55.175	1:32.211	6	1:04.179	1:32.912	57	1:08.051	1:29.686 P	12	1:11.895	1:32.826	46	1 Lap	1:41.817
6	56.215	1:32.007	35	1:06.851	1:33.337	6	1:11.302	1:31.563	6	1:20.000	1:33.420	12	1:21.216	1:33.113
35	58.462	1:34.387	84	1:17.533	1:37.048	35	1:15.789	1:33.378						
84	1:05.433	1:35.182												
83	1:13.272	1:36.534												

HSCC Historic Formula 3 Championship - Chris Moore Memorial Trophy

RACE 5 - LAP CHART

LAP 11 @ 17:33:01.628			LAP 12 @ 17:34:26.771			LAP 13 @ 17:35:50.940			LAP 14 @ 17:37:15.404			LAP 15 @ 17:38:41.517		
NO	BEHIND	LAP TIME	NO	BEHIND	LAP TIME	NO	BEHIND	LAP TIME	NO	BEHIND	LAP TIME	NO	BEHIND	LAP TIME
25		1:25.138	25		1:25.143	25		1:24.169	25		1:24.464	25		1:26.113
11	1.052	1:24.308	11	2.369	1:26.460	411	1 Lap	1:31.690	11	2.380	1:24.961	11	0.828	1:24.561
6	1 Lap	1:33.446	12	1 Lap	1:32.677	9	1 Lap	1:29.953	5	1 Lap	1:30.533	5	1 Lap	1:29.796
35	1 Lap	1:35.041	46	2 Laps	1:42.684	11	1.883	1:23.683	411	1 Lap	1:29.317	411	1 Lap	1:29.615
3	24.508	1:29.457	6	1 Lap	1:32.922	12	1 Lap	1:31.528	9	1 Lap	1:29.638	9	1 Lap	1:29.724
15	27.064	1:28.735	35	1 Lap	1:35.119	6	1 Lap	1:33.493	12	1 Lap	1:30.817	12	1 Lap	1:31.871
84	1 Lap	1:37.857	3	27.354	1:27.989 P	46	2 Laps	1:42.192	6	1 Lap	1:32.620	6	1 Lap	1:33.081
83	1 Lap	1:36.626	15	28.405	1:26.484	15	31.861	1:27.625	15	38.603	1:31.206	15	49.053	1:36.563
5	1:18.416	1:31.279	84	1 Lap	1:35.166	35	1 Lap	1:35.259	35	1 Lap	1:34.289	35	1 Lap	1:33.101
411	1:18.635	1:31.732	83	1 Lap	1:35.873	84	1 Lap	1:34.878	46	2 Laps	1:42.353	46	2 Laps	1:40.126
9	1:21.058	1:33.294	5	1:23.583	1:30.310	83	1 Lap	1:34.487	84	1 Lap	1:33.676	84	1 Lap	1:34.920
									83	1 Lap	1:34.062	83	1 Lap	1:33.192

HSCC Historic Formula 3 Championship - Chris Moore Memorial Trophy

RACE 5 - POSITION CHART

No	Name	Lap															
		Pos	1	2	3	4	5	6	7	8	9	10	11	12	13	14	15
3	MILICEVIC	1	25	25	25	25	25	25	25	25	25	25	25	25	25	25	25
5	NICHOLS	2	3	3	3	11	11	11	11	11	11	11	11	11	11	11	11
6	BOSSON	3	11	11	11	3	3	3	3	3	3	3	3	3	15	15	15
9	TART	4	15	15	15	15	15	15	15	15	15	15	15	15	5	5	
11	DRYBROUGH	5	5	5	5	28	28	28	411	411	411	411	5	5	411	411	
12	LOXTON	6	411	411	411	5	5	5	5	9	5	5	411	411	9	9	
15	CARTER	7	12	9	28	411	411	411	9	5	9	9	9	9	12	12	
16	LINSTONE	8	9	12	9	9	9	9	12	12	12	12	12	12	6	6	
25	HIBBERD	9	16	16	16	16	12	12	57	57	6	6	6	6	35	35	
26	SEAMAN	10	35	28	12	12	57	57	6	6	35	35	35	35	84	84	
28	TIMMS	11	6	35	35	35	35	6	35	35	84	84	84	84	83	83	
46	LAMPLOUGH	12	28	6	6	57	6	35	84	84	83	83	83	83	83	46	
57	HAUGHTON	13	57	57	57	6	84	84	83	83	46	46	46	46			
83	ETHERINGTON	14	84	84	84	84	83	83	46	46							
84	WHITLOCK	15	83	83	83	83	46	46									
89	PANGBORN	16	89	46	46	46											
411	BANKHURST	17	46														
35	PEARCE	18															

HSCC Historic Formula 3 Championship - Chris Moore Memorial Trophy

RACE 5 - LAP ANALYSIS

DIFF = Difference To Personal Best Lap

P1 25 Andrew HIBBERD				
LAP	LAP TIME	DIFF	MPH	TIME OF DAY
1 -	1:31.883	8.091	92.30	17:18:53.203
2 -	1:24.656	0.864	100.18	17:20:17.859
3 -	1:23.945 (2)	0.153	101.03	17:21:41.804
4 -	1:24.065	0.273	100.89	17:23:05.869
5 -	1:24.062 (3)	0.270	100.89	17:24:29.931
6 -	1:28.657	4.865	95.66	17:25:58.588
7 -	1:24.948	1.156	99.84	17:27:23.536
8 -	1:24.440	0.648	100.44	17:28:47.976
9 -	1:24.722	0.930	100.11	17:30:12.698
10 -	1:23.792 (1)		101.22	17:31:36.490
11 -	1:25.138	1.346	99.62	17:33:01.628
12 -	1:25.143	1.351	99.61	17:34:26.771
13 -	1:24.169	0.377	100.76	17:35:50.940
14 -	1:24.464	0.672	100.41	17:37:15.404
15 -	1:26.113	2.321	98.49	17:38:41.517

P2 11 Ross DRYBROUGH				
LAP	LAP TIME	DIFF	MPH	TIME OF DAY
1 -	1:32.781	9.098	91.41	17:18:54.101
2 -	1:25.295	1.612	99.43	17:20:19.396
3 -	1:24.768	1.085	100.05	17:21:44.164
4 -	1:24.899	1.216	99.90	17:23:09.063
5 -	1:25.462	1.779	99.24	17:24:34.525
6 -	1:26.053	2.370	98.56	17:26:00.578
7 -	1:24.884	1.201	99.92	17:27:25.462
8 -	1:24.408	0.725	100.48	17:28:49.870
9 -	1:23.886 (2)	0.203	101.10	17:30:13.756
10 -	1:24.616	0.933	100.23	17:31:38.372
11 -	1:24.308 (3)	0.625	100.60	17:33:02.680
12 -	1:26.460	2.777	98.09	17:34:29.140
13 -	1:23.683 (1)		101.35	17:35:52.823
14 -	1:24.961	1.278	99.82	17:37:17.784
15 -	1:24.561	0.878	100.30	17:38:42.345

P3 15 Mark CARTER				
LAP	LAP TIME	DIFF	MPH	TIME OF DAY
1 -	1:33.109	6.625	91.09	17:18:54.429
2 -	1:26.806 (3)	0.322	97.70	17:20:21.235
3 -	1:26.796 (2)	0.312	97.71	17:21:48.031
4 -	1:28.201	1.717	96.16	17:23:16.232
5 -	1:27.699	1.215	96.71	17:24:43.931
6 -	1:27.303	0.819	97.15	17:26:11.234
7 -	1:27.008	0.524	97.48	17:27:38.242
8 -	1:27.417	0.933	97.02	17:29:05.659
9 -	1:26.928	0.444	97.57	17:30:32.587
10 -	1:27.370	0.886	97.07	17:31:59.957
11 -	1:28.735	2.251	95.58	17:33:28.692
12 -	1:26.484 (1)		98.07	17:34:55.176
13 -	1:27.625	1.141	96.79	17:36:22.801
14 -	1:31.206	4.722	92.99	17:37:54.007
15 -	1:36.563	10.079	87.83	17:39:30.570

P4 5 Steve NICHOLS				
LAP	LAP TIME	DIFF	MPH	TIME OF DAY
1 -	1:38.111	8.315	86.44	17:18:59.431
2 -	1:33.016	3.220	91.18	17:20:32.447
3 -	1:31.543	1.747	92.65	17:22:03.990
4 -	1:31.850	2.054	92.34	17:23:35.840
5 -	1:30.222 (2)	0.426	94.00	17:25:06.062
6 -	1:32.038	2.242	92.15	17:26:38.100

DIFF = Difference To Personal Best Lap

7 -	1:32.599	2.803	91.59	17:28:10.699
8 -	1:34.173	4.377	90.06	17:29:44.872
9 -	1:31.578	1.782	92.61	17:31:16.450
10 -	1:32.315	2.519	91.87	17:32:48.765
11 -	1:31.279	1.483	92.91	17:34:20.044
12 -	1:30.310 (3)	0.514	93.91	17:35:50.354
13 -	1:30.533	0.737	93.68	17:37:20.887
14 -	1:29.796 (1)		94.45	17:38:50.683

P5 411 Ian BANKHURST				
LAP	LAP TIME	DIFF	MPH	TIME OF DAY
1 -	1:38.337	9.020	86.24	17:18:59.657
2 -	1:33.351	4.034	90.85	17:20:33.008
3 -	1:31.577	2.260	92.61	17:22:04.585
4 -	1:31.682	2.365	92.51	17:23:36.267
5 -	1:30.063 (3)	0.746	94.17	17:25:06.330
6 -	1:32.479	3.162	91.71	17:26:38.809
7 -	1:31.345	2.028	92.85	17:28:10.154
8 -	1:33.001	3.684	91.19	17:29:43.155
9 -	1:33.039	3.722	91.16	17:31:16.194
10 -	1:32.337	3.020	91.85	17:32:48.531
11 -	1:31.732	2.415	92.46	17:34:20.263
12 -	1:31.690	2.373	92.50	17:35:51.953
13 -	1:29.317 (1)		94.96	17:37:21.270
14 -	1:29.615 (2)	0.298	94.64	17:38:50.885

P6 9 Andrew TART				
LAP	LAP TIME	DIFF	MPH	TIME OF DAY
1 -	1:39.805	10.167	84.98	17:19:01.125
2 -	1:32.321	2.683	91.87	17:20:33.446
3 -	1:31.955	2.317	92.23	17:22:05.401
4 -	1:31.643	2.005	92.55	17:23:37.044
5 -	1:29.963	0.325	94.27	17:25:07.007
6 -	1:32.295	2.657	91.89	17:26:39.302
7 -	1:32.562	2.924	91.63	17:28:11.864
8 -	1:32.298	2.660	91.89	17:29:44.162
9 -	1:32.827	3.189	91.37	17:31:16.989
10 -	1:32.403	2.765	91.78	17:32:49.392
11 -	1:33.294	3.656	90.91	17:34:22.686
12 -	1:29.953 (3)	0.315	94.28	17:35:52.639
13 -	1:29.638 (1)		94.62	17:37:22.277
14 -	1:29.724 (2)	0.086	94.53	17:38:52.001

P7 12 Glenn LOXTON				
LAP	LAP TIME	DIFF	MPH	TIME OF DAY
1 -	1:39.474	8.657	85.26	17:19:00.794
2 -	1:32.980	2.163	91.21	17:20:33.774
3 -	1:32.872	2.055	91.32	17:22:06.646
4 -	1:31.763	0.946	92.42	17:23:38.409
5 -	1:32.032	1.215	92.15	17:25:10.441
6 -	1:31.625 (3)	0.808	92.56	17:26:42.066
7 -	1:36.943	6.126	87.49	17:28:19.009
8 -	1:32.758	1.941	91.43	17:29:51.767
9 -	1:32.826	2.009	91.37	17:31:24.593
10 -	1:33.113	2.296	91.08	17:32:57.706
11 -	1:32.677	1.860	91.51	17:34:30.383
12 -	1:31.528 (2)	0.711	92.66	17:36:01.911
13 -	1:30.817 (1)		93.39	17:37:32.728
14 -	1:31.871	1.054	92.32	17:39:04.599

HSCC Historic Formula 3 Championship - Chris Moore Memorial Trophy

RACE 5 - LAP ANALYSIS

DIFF = Difference To Personal Best Lap

P8 6 Leif BOSSON				
LAP	LAP TIME	DIFF	MPH	TIME OF DAY
1 -	1:44.710	13.147	81.00	17:19:06.030
2 -	1:34.649	3.086	89.61	17:20:40.679
3 -	1:33.670	2.107	90.54	17:22:14.349
4 -	1:34.654	3.091	89.60	17:23:49.003
5 -	1:33.793	2.230	90.42	17:25:22.796
6 -	1:32.007 (2)	0.444	92.18	17:26:54.803
7 -	1:32.912	1.349	91.28	17:28:27.715
8 -	1:31.563 (1)		92.63	17:29:59.278
9 -	1:33.420	1.857	90.79	17:31:32.698
10 -	1:33.446	1.883	90.76	17:33:06.144
11 -	1:32.922	1.359	91.27	17:34:39.066
12 -	1:33.493	1.930	90.71	17:36:12.559
13 -	1:32.620 (3)	1.057	91.57	17:37:45.179
14 -	1:33.081	1.518	91.12	17:39:18.260

P9 35 Nicholas PEARCE				
LAP	LAP TIME	DIFF	MPH	TIME OF DAY
1 -	1:44.297	11.208	81.32	17:19:05.617
2 -	1:33.089 (1)		91.11	17:20:38.706
3 -	1:33.758	0.669	90.46	17:22:12.464
4 -	1:34.730	1.641	89.53	17:23:47.194
5 -	1:35.469	2.380	88.84	17:25:22.663
6 -	1:34.387	1.298	89.85	17:26:57.050
7 -	1:33.337 (3)	0.248	90.87	17:28:30.387
8 -	1:33.378	0.289	90.83	17:30:03.765
9 -	1:34.897	1.808	89.37	17:31:38.662
10 -	1:35.041	1.952	89.24	17:33:13.703
11 -	1:35.119	2.030	89.16	17:34:48.822
12 -	1:35.259	2.170	89.03	17:36:24.081
13 -	1:34.289	1.200	89.95	17:37:58.370
14 -	1:33.101 (2)	0.012	91.10	17:39:31.471

P10 84 Martin WHITLOCK				
LAP	LAP TIME	DIFF	MPH	TIME OF DAY
1 -	1:47.095	13.419	79.19	17:19:08.415
2 -	1:35.735	2.059	88.59	17:20:44.150
3 -	1:34.560 (3)	0.884	89.69	17:22:18.710
4 -	1:34.101 (2)	0.425	90.13	17:23:52.811
5 -	1:36.028	2.352	88.32	17:25:28.839
6 -	1:35.182	1.506	89.10	17:27:04.021
7 -	1:37.048	3.372	87.39	17:28:41.069
8 -	1:35.987	2.311	88.36	17:30:17.056
9 -	1:39.817	6.141	84.97	17:31:56.873
10 -	1:37.857	4.181	86.67	17:33:34.730
11 -	1:35.166	1.490	89.12	17:35:09.896
12 -	1:34.878	1.202	89.39	17:36:44.774
13 -	1:33.676 (1)		90.54	17:38:18.450
14 -	1:34.920	1.244	89.35	17:39:53.370

P11 83 Simon ETHERINGTON				
LAP	LAP TIME	DIFF	MPH	TIME OF DAY
1 -	1:48.325	15.133	78.29	17:19:09.645
2 -	1:36.898	3.706	87.53	17:20:46.543
3 -	1:36.708	3.516	87.70	17:22:23.251
4 -	1:35.477	2.285	88.83	17:23:58.728
5 -	1:36.598	3.406	87.80	17:25:35.326
6 -	1:36.534	3.342	87.86	17:27:11.860
7 -	1:36.705	3.513	87.70	17:28:48.565
8 -	1:37.356	4.164	87.11	17:30:25.921
9 -	1:40.547	7.355	84.35	17:32:06.468

DIFF = Difference To Personal Best Lap

10 -	1:36.626	3.434	87.77	17:33:43.094
11 -	1:35.873	2.681	88.46	17:35:18.967
12 -	1:34.487 (3)	1.295	89.76	17:36:53.454
13 -	1:34.062 (2)	0.870	90.17	17:38:27.516
14 -	1:33.192 (1)		91.01	17:40:00.708

P12 46 Mike LAMPLOUGH				
LAP	LAP TIME	DIFF	MPH	TIME OF DAY
1 -	1:52.637	12.511	75.29	17:19:13.957
2 -	1:42.281	2.155	82.92	17:20:56.238
3 -	1:42.889	2.763	82.43	17:22:39.127
4 -	1:42.105	1.979	83.06	17:24:21.232
5 -	1:44.678	4.552	81.02	17:26:05.910
6 -	1:41.173 (2)	1.047	83.83	17:27:47.083
7 -	1:42.319	2.193	82.89	17:29:29.402
8 -	1:41.673 (3)	1.547	83.42	17:31:11.075
9 -	1:41.817	1.691	83.30	17:32:52.892
10 -	1:42.684	2.558	82.59	17:34:35.576
11 -	1:42.192	2.066	82.99	17:36:17.768
12 -	1:42.353	2.227	82.86	17:38:00.121
13 -	1:40.126 (1)		84.70	17:39:40.247

P13 3 Jon MILICEVIC				
LAP	LAP TIME	DIFF	MPH	TIME OF DAY
1 -	1:32.625	7.993	91.56	17:18:53.945
2 -	1:24.632 (1)		100.21	17:20:18.577
3 -	1:25.093 (2)	0.461	99.67	17:21:43.670
4 -	1:26.424	1.792	98.13	17:23:10.094
5 -	1:26.100 (3)	1.468	98.50	17:24:36.194
6 -	1:27.527	2.895	96.90	17:26:03.721
7 -	1:28.074	3.442	96.30	17:27:31.795
8 -	1:28.298	3.666	96.05	17:29:00.093
9 -	1:27.690	3.058	96.72	17:30:27.783
10 -	1:28.896	4.264	95.41	17:31:56.679
11 -	1:29.457	4.825	94.81	17:33:26.136
12 -	1:27.989 P	3.357	96.39	17:34:54.125

P14 57 Simon HAUGHTON				
LAP	LAP TIME	DIFF	MPH	TIME OF DAY
1 -	1:45.246	13.035	80.58	17:19:06.566
2 -	1:34.679	2.468	89.58	17:20:41.245
3 -	1:33.374	1.163	90.83	17:22:14.619
4 -	1:33.350 (3)	1.139	90.85	17:23:47.969
5 -	1:33.583	1.372	90.63	17:25:21.552
6 -	1:32.211 (1)		91.98	17:26:53.763
7 -	1:32.578 (2)	0.367	91.61	17:28:26.341
8 -	1:29.686 P		94.57	17:29:56.027

P15 28 Jason TIMMS				
LAP	LAP TIME	DIFF	MPH	TIME OF DAY
1 -	1:45.096	19.264	80.70	17:19:06.416
2 -	1:29.187	3.355	95.09	17:20:35.603
3 -	1:29.108 (3)	3.276	95.18	17:22:04.711
4 -	1:29.161	3.329	95.12	17:23:33.872
5 -	1:26.945 (2)	1.113	97.55	17:25:00.817
6 -	1:25.832 (1)		98.81	17:26:26.649

P16 16 Mark LINSTONE				
LAP	LAP TIME	DIFF	MPH	TIME OF DAY
1 -	1:40.659	9.038	84.26	17:19:01.979
2 -	1:31.942 (2)	0.321	92.24	17:20:33.921

HSCC Historic Formula 3 Championship - Chris Moore Memorial Trophy

RACE 5 - LAP ANALYSIS

DIFF = Difference To Personal Best Lap

3 - **1:31.621 (1)** **92.57** **17:22:05.542**
4 - 1:32.574 (3) 0.953 91.61 17:23:38.116

P17 89 Mark PANGBORN				
LAP	LAP TIME	DIFF	MPH	TIME OF DAY
1 -	1:50.374 P		76.84	17:19:11.694

HSCC Historic Formula 3 Championship - Chris Moore Memorial Trophy

RACE 5 - STATISTICS

Competitors Started	17
Planned Start	2024-06-22 @ 17:11:00.000
Actual Start	2024-06-22 @ 17:17:21.319
Finish Time	2024-06-22 @ 17:38:35.517
Track Length	2.3560mi.
Total Laps	201
Total Distance Covered	473.5566mi.

Session Fastest Lap History

NO	CL	NAME	LAP TIME	TIME OF DAY	LAP	VEHICLE
25	B	Andrew HIBBERD	1:31.883	17:18:53.222	1	Brabham BT18 1000
25	B	Andrew HIBBERD	1:24.656	17:20:17.878	2	Brabham BT18 1000
3	B	Jon MILICEVIC	1:24.632	17:20:18.593	2	Brabham BT21B 1000
25	B	Andrew HIBBERD	1:23.945	17:21:41.822	3	Brabham BT18 1000
11	B	Ross DRYBROUGH	1:23.886	17:30:13.772	9	Merlyn Mk14A 997
25	B	Andrew HIBBERD	1:23.792	17:31:36.508	10	Brabham BT18 1000
11	B	Ross DRYBROUGH	1:23.683	17:35:52.774	13	Merlyn Mk14A 997

Session Leader History

NO	CL	NAME	FROM LAP	LAPS LED	DISTANCE	VEHICLE
25	B	Andrew HIBBERD	1	15	35.34 miles	Brabham BT18 1000

Flag History

TYPE	TIME OF DAY
GREEN	17:17:21.319
FINISH	17:38:35.517

Flag Statistics

TYPE	COUNT	TOTAL LAPS	TOTAL TIME
Green	1	15	24:05.415
Red	0	0	0.000
Safety Car	0	0	0.000
FCY	0	0	0.000

HSCC Historic Formula 3 Championship - Chris Moore Memorial Trophy

RACE 5 - STATISTICS

CLASS : B

16 Starters

Fastest Lap History

NO	NAME	LAP TIME	TIME OF DAY	LAP	VEHICLE
25	Andrew HIBBERD	1:31.883	17:18:53.222	1	Brabham BT18 1000
25	Andrew HIBBERD	1:24.656	17:20:17.878	2	Brabham BT18 1000
3	Jon MILICEVIC	1:24.632	17:20:18.593	2	Brabham BT21B 1000
25	Andrew HIBBERD	1:23.945	17:21:41.822	3	Brabham BT18 1000
11	Ross DRYBROUGH	1:23.886	17:30:13.772	9	Merlyn Mk14A 997
25	Andrew HIBBERD	1:23.792	17:31:36.508	10	Brabham BT18 1000
11	Ross DRYBROUGH	1:23.683	17:35:52.774	13	Merlyn Mk14A 997

Leader History

NO	NAME	FROM LAP	LAPS LED	DISTANCE	VEHICLE
25	Andrew HIBBERD	1	15	35.34 miles	Brabham BT18 1000

HSCC Historic Formula 3 Championship - Chris Moore Memorial Trophy

RACE 5 - STATISTICS

CLASS : A

1 Starters

Fastest Lap History

NO	NAME	LAP TIME	TIME OF DAY	LAP	VEHICLE
35	Nicholas PEARCE	1:44.297	17:19:05.643	1	U2 Mk4 1000
35	Nicholas PEARCE	1:33.089	17:20:38.730	2	U2 Mk4 1000

Leader History

NO	NAME	FROM LAP	LAPS LED	DISTANCE	VEHICLE
35	Nicholas PEARCE	1	14	32.98 miles	U2 Mk4 1000



HSCC Historic Formula 3 Championship - Chris Moore Memorial Trophy

RACE 11 - GRID (20 minutes)

ROW 9	17	89 Mark PANGBORN	18	26 Steve SEAMAN
ROW 8	15	84 Martin WHITLOCK	16	46 Mike LAMPLOUGH
ROW 7	13	35 Nicholas PEARCE	14	83 Simon ETHERINGTON
ROW 6	11	16 Mark LINSTONE	12	57 Simon HAUGHTON
ROW 5	9	12 Glenn LOXTON	10	6 Leif BOSSON
ROW 4	7	9 Andrew TART	8	5 Steve NICHOLS
ROW 3	5	15 Mark CARTER	6	411 Ian BANKHURST
ROW 2	3	3 Jon MILICEVIC	4	28 Jason TIMMS
ROW 1	1	11 Ross DRYBROUGH	2	25 Andrew HIBBERD
Pole				

These results are provisional until the conclusion of any judicial and technical matters.

Thruxton: 2.3560 miles

Clerk Of Course: Bob Lentell

Stewards:

Timekeeper: Peter Knight





HSCC Historic Formula 3 Championship - Chris Moore Memorial Trophy

RACE 11 - CLASSIFICATION

Race Distance: 15 Laps / 35.34 miles

POS	NO	CL	PIC	NAME	ENTRY	LAPS	TIME	GAP	DIFF	MPH	BEST	ON	GRD	↑↓
1	25	B	1	Andrew HIBBERD	Brabham BT18 1000	15	21:20.838			99.32	1:23.524	15	2	1
2	28	B	2	Jason TIMMS	Brabham BT21 1000	15	21:21.263	0.425	0.425	99.29	1:23.809	7	4	2
3	11	B	3	Ross DRYBROUGH	Merlyn Mk14A 997	15	21:24.411	3.573	3.148	99.05	1:23.567	9	1	-2
4	411	B	4	Ian BANKHURST	Brabham BT21B	15	22:09.475	48.637	45.064	95.69	1:27.134	11	6	2
5	15	B	5	Mark CARTER	Chevron B15 1000	15	22:33.139	1:12.301	23.664	94.02	1:27.498	8	5	0
6	16	B	6	Mark LINSTONE	Brabham BT21 998	14	21:35.712	1 Lap	1 Lap	91.64	1:29.722	14	11	5
7	6	B	7	Leif BOSSON	Brabham BT28 997	14	21:49.153	1 Lap	13.441	90.70	1:29.814	10	10	3
8	83	B	8	Simon ETHERINGTON	Brabham BT18 997	14	21:54.784	1 Lap	5.631	90.31	1:29.463	13	14	6
9	5	B	9	Steve NICHOLS	Chevron B17 1000	14	21:56.149	1 Lap	1.365	90.21	1:30.787	12	8	-1
10	84	B	10	Martin WHITLOCK	Brabham BT21 1000	14	21:57.382	1 Lap	1.233	90.13	1:30.217	13	15	5
11	35	A	1	Nicholas PEARCE	U2 Mk4 1000	14	22:11.722	1 Lap	14.340	89.16	1:32.784	12	13	2
12	46	B	11	Mike LAMPLOUGH	Chevron B15 998	13	21:51.982	2 Laps	1 Lap	84.04	1:37.979	11	16	4

NOT CLASSIFIED

DNF	12	B		Glenn LOXTON	Merlyn Mk14 997	12	18:31.744	3 Laps	1 Lap	91.54	1:28.391	9	9	
DNF	9	B		Andrew TART	Merlyn Mk9 998	2	3:22.144	13 Laps	10 Laps	83.91	1:41.935	1	7	
DNF	89	B		Mark PANGBORN	Brabham BT28 998	0							17	

NOT STARTED

NS	3	B		Jon MILICEVIC	Brabham BT21B 1000									3
NS	57	B		Simon HAUGHTON	Chevron B15 1000									12
NS	26	B		Steve SEAMAN	Brabham BT21 1000									18

FASTEST LAP

25	B			Andrew HIBBERD	Brabham BT18 1000	15	1:23.524			101.54 mph				163.42 kph
35	A			Nicholas PEARCE	U2 Mk4 1000	12	1:32.784			91.41 mph				147.11 kph

Weather / Track : Overcast / Dry

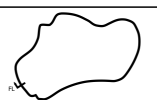
These results are provisional until the conclusion of any judicial and technical matters.

Date: 23/06/2024 Start: 13:36 Finish: 13:58
Thruxton: 2.3560 miles

Clerk Of Course: Bob Lentell

Stewards:

Timekeeper: Peter Knight



HSCC Historic Formula 3 Championship - Chris Moore Memorial Trophy

RACE 11 - LAP CHART

LAP 1 @ 13:38:21.827			LAP 2 @ 13:39:47.937			LAP 3 @ 13:41:12.956			LAP 4 @ 13:42:38.480			LAP 5 @ 13:44:03.605		
NO	BEHIND	LAP TIME	NO	BEHIND	LAP TIME	NO	BEHIND	LAP TIME	NO	BEHIND	LAP TIME	NO	BEHIND	LAP TIME
11		1:31.117	11		1:26.110	11		1:25.019	11		1:25.524	11		1:25.125
25	0.383	1:31.500	25	0.297	1:26.024	25	0.230	1:24.952	25	0.394	1:25.688	28	0.644	1:24.605
28	1.641	1:32.758	28	1.055	1:25.524	28	1.623	1:25.587	28	1.164	1:25.065	25	0.836	1:25.567
411	3.506	1:34.623	411	5.473	1:28.077	411	8.929	1:28.475	411	11.545	1:28.140	411	14.334	1:27.914
15	6.977	1:38.094	12	12.620	1:29.867	12	18.010	1:30.409	12	24.531	1:32.045	12	31.259	1:31.853
12	8.863	1:39.980	5	14.831	1:31.485	5	20.634	1:30.822	5	26.743	1:31.633	15	39.606	1:32.032
5	9.456	1:40.573	16	20.143	1:34.576	16	28.630	1:33.506	15	32.699	1:29.126	16	46.813	1:37.135
9	10.818	1:41.935	15	21.117	1:40.250	15	29.097	1:32.999	16	34.803	1:31.697	6	47.714	1:36.661
16	11.677	1:42.794	6	21.461	1:35.850	6	29.870	1:33.428	6	36.178	1:31.832	84	48.122	1:36.351
6	11.721	1:42.838	84	21.858	1:35.295	84	30.661	1:33.822	84	36.896	1:31.759	35	48.739	1:34.058
84	12.673	1:43.790	35	22.758	1:35.801	35	32.442	1:34.703	35	39.806	1:32.888	83	49.969	1:34.132
35	13.067	1:44.184	9	24.917	1:40.209 P	83	35.216	1:33.419	83	40.962	1:31.270	5	53.389	1:51.771
46	16.085	1:47.202	83	26.816	1:36.708	46	44.739	1:39.748	46	1:00.383	1:41.168	46	1:15.993	1:40.735
83	16.218	1:47.335	46	30.010	1:40.035									

HSCC Historic Formula 3 Championship - Chris Moore Memorial Trophy

RACE 11 - LAP CHART

LAP 6 @ 13:45:28.451			LAP 7 @ 13:46:52.992			LAP 8 @ 13:48:17.269			LAP 9 @ 13:49:41.435			LAP 10 @ 13:51:08.243		
NO	BEHIND	LAP TIME	NO	BEHIND	LAP TIME	NO	BEHIND	LAP TIME	NO	BEHIND	LAP TIME	NO	BEHIND	LAP TIME
11		1:24.846	28		1:23.809	28		1:24.277	11		1:23.567	28		1:26.532
28	0.732	1:24.934	11	0.192	1:24.733	11	0.599	1:24.684	28	0.276	1:24.442	11	0.219	1:27.027
25	0.942	1:24.952	25	0.925	1:24.524	25	1.063	1:24.415	25	0.459	1:23.562	25	0.383	1:26.732
411	17.893	1:28.405	46	1 Lap	1:40.942	46	1 Lap	1:39.938	411	30.993	1:28.913	83	1 Lap	1:34.579
12	37.800	1:31.387	411	22.145	1:28.793	411	26.246	1:28.378	46	1 Lap	1:43.439	84	1 Lap	1:34.678
15	43.285	1:28.525	12	44.036	1:30.777	15	50.088	1:27.498	15	53.512	1:27.590	35	1 Lap	1:34.751
16	54.355	1:32.388	15	46.867	1:28.123	12	50.671	1:30.912	12	54.896	1:28.391	411	32.046	1:27.861
6	55.867	1:32.999	16	1:00.983	1:31.169	16	1:07.924	1:31.218	16	1:14.965	1:31.207	15	54.282	1:27.578
84	57.810	1:34.534	6	1:02.692	1:31.366	6	1:09.175	1:30.760	6	1:15.998	1:30.989	46	1 Lap	1:40.646
83	57.972	1:32.849	83	1:07.322	1:33.891	5	1:17.298	1:32.801	5	1:26.683	1:33.551	12	1:11.407	1:43.319
35	58.116	1:34.223	84	1:07.499	1:34.230	83	1:18.987	1:35.942				16	1:18.002	1:29.845
5	1:00.691	1:32.148	35	1:08.264	1:34.689	84	1:19.121	1:35.899				6	1:19.004	1:29.814
			5	1:08.774	1:32.624	35	1:19.328	1:35.341						

HSCC Historic Formula 3 Championship - Chris Moore Memorial Trophy

RACE 11 - LAP CHART

LAP 11 @ 13:52:32.890			LAP 12 @ 13:53:57.525			LAP 13 @ 13:55:22.403			LAP 14 @ 13:56:47.053			LAP 15 @ 13:58:11.548		
NO	BEHIND	LAP TIME	NO	BEHIND	LAP TIME	NO	BEHIND	LAP TIME	NO	BEHIND	LAP TIME	NO	BEHIND	LAP TIME
28		1:24.647	28		1:24.635	28		1:24.878	28		1:24.650	25		1:23.524
11	0.174	1:24.602	11	0.186	1:24.647	12	1 Lap	1:31.007	25	0.971	1:25.228	28	0.425	1:24.920
25	0.415	1:24.679	25	0.340	1:24.560	11	0.264	1:24.956	11	3.177	1:27.563	11	3.573	1:24.891
5	1 Lap	1:34.211	6	1 Lap	1:33.382	25	0.393	1:24.931	16	1 Lap	1:30.280	16	1 Lap	1:29.722
83	1 Lap	1:32.368	5	1 Lap	1:31.628	16	1 Lap	1:29.990	46	2 Laps	1:42.548	6	1 Lap	1:35.130
84	1 Lap	1:33.470	83	1 Lap	1:31.308	6	1 Lap	1:31.191	6	1 Lap	1:32.913	46	2 Laps	1:38.115
35	1 Lap	1:33.666	84	1 Lap	1:30.549	83	1 Lap	1:29.872	83	1 Lap	1:29.463	83	1 Lap	1:31.648
411	34.533	1:27.134	35	1 Lap	1:33.285	5	1 Lap	1:30.787	5	1 Lap	1:30.881	5	1 Lap	1:31.234
15	57.898	1:28.263	411	37.374	1:27.476	84	1 Lap	1:30.921	84	1 Lap	1:30.217	84	1 Lap	1:31.867
46	1 Lap	1:39.487	15	1:00.973	1:27.710	35	1 Lap	1:32.784	35	1 Lap	1:33.736	411	48.637	1:28.737
12	1:18.557	1:31.797	46	1 Lap	1:37.979	411	39.800	1:27.304	411	44.395	1:29.245	35	1 Lap	1:37.613
16	1:23.540	1:30.185				15	1:03.661	1:27.566	15	1:08.006	1:28.995	15	1:12.301	1:28.790

HSCC Historic Formula 3 Championship - Chris Moore Memorial Trophy

RACE 11 - POSITION CHART

No	Name	Lap Pos	1	2	3	4	5	6	7	8	9	10	11	12	13	14	15
			11	DRYBROUGH	1	11	11	11	11	11	11	28	28	11	28	28	28
25	HIBBERD	2	25	25	25	25	28	28	11	11	28	11	11	11	11	25	28
3	MILICEVIC	3	28	28	28	28	25	25	25	25	25	25	25	25	25	11	11
28	TIMMS	4	411	411	411	411	411	411	411	411	411	411	411	411	411	411	411
15	CARTER	5	15	12	12	12	12	12	12	15	15	15	15	15	15	15	15
411	BANKHURST	6	12	5	5	5	15	15	15	12	12	12	12	12	16	16	
9	TART	7	5	16	16	15	16	16	16	16	16	16	16	16	6	6	
5	NICHOLS	8	9	15	15	16	6	6	6	6	6	6	6	6	83	83	
12	LOXTON	9	16	6	6	6	84	84	83	5	5	5	5	83	5	5	
6	BOSSON	10	6	84	84	84	35	83	84	83	83	83	83	5	84	84	
16	LINSTONE	11	84	35	35	35	83	35	35	84	84	84	84	84	35	35	
57	HAUGHTON	12	35	9	83	83	5	5	5	35	35	35	35	35	46		
35	PEARCE	13	46	83	46	46	46	46	46	46	46	46	46	46			
83	ETHERINGTON	14	83	46													
84	WHITLOCK	15															
46	LAMPLOUGH	16															
89	PANGBORN	17															
26	SEAMAN	18															

HSCC Historic Formula 3 Championship - Chris Moore Memorial Trophy

RACE 11 - LAP ANALYSIS

DIFF = Difference To Personal Best Lap

P1 25 Andrew HIBBERD				
LAP	LAP TIME	DIFF	MPH	TIME OF DAY
1 -	1:31.500	7.976	92.69	13:38:22.210
2 -	1:26.024	2.500	98.59	13:39:48.234
3 -	1:24.952	1.428	99.84	13:41:13.186
4 -	1:25.688	2.164	98.98	13:42:38.874
5 -	1:25.567	2.043	99.12	13:44:04.441
6 -	1:24.952	1.428	99.84	13:45:29.393
7 -	1:24.524	1.000	100.34	13:46:53.917
8 -	1:24.415 (3)	0.891	100.47	13:48:18.332
9 -	1:23.562 (2)	0.038	101.50	13:49:41.894
10 -	1:26.732	3.208	97.79	13:51:08.626
11 -	1:24.679	1.155	100.16	13:52:33.305
12 -	1:24.560	1.036	100.30	13:53:57.865
13 -	1:24.931	1.407	99.86	13:55:22.796
14 -	1:25.228	1.704	99.51	13:56:48.024
15 -	1:23.524 (1)		101.54	13:58:11.548

P2 28 Jason TIMMS				
LAP	LAP TIME	DIFF	MPH	TIME OF DAY
1 -	1:32.758	8.949	91.43	13:38:23.468
2 -	1:25.524	1.715	99.17	13:39:48.992
3 -	1:25.587	1.778	99.09	13:41:14.579
4 -	1:25.065	1.256	99.70	13:42:39.644
5 -	1:24.605	0.796	100.24	13:44:04.249
6 -	1:24.934	1.125	99.86	13:45:29.183
7 -	1:23.809 (1)		101.20	13:46:52.992
8 -	1:24.277 (2)	0.468	100.63	13:48:17.269
9 -	1:24.442 (3)	0.633	100.44	13:49:41.711
10 -	1:26.532	2.723	98.01	13:51:08.243
11 -	1:24.647	0.838	100.19	13:52:32.890
12 -	1:24.635	0.826	100.21	13:53:57.525
13 -	1:24.878	1.069	99.92	13:55:22.403
14 -	1:24.650	0.841	100.19	13:56:47.053
15 -	1:24.920	1.111	99.87	13:58:11.973

P3 11 Ross DRYBROUGH				
LAP	LAP TIME	DIFF	MPH	TIME OF DAY
1 -	1:31.117	7.550	93.08	13:38:21.827
2 -	1:26.110	2.543	98.49	13:39:47.937
3 -	1:25.019	1.452	99.76	13:41:12.956
4 -	1:25.524	1.957	99.17	13:42:38.480
5 -	1:25.125	1.558	99.63	13:44:03.605
6 -	1:24.846	1.279	99.96	13:45:28.451
7 -	1:24.733	1.166	100.09	13:46:53.184
8 -	1:24.684	1.117	100.15	13:48:17.868
9 -	1:23.567 (1)		101.49	13:49:41.435
10 -	1:27.027	3.460	97.45	13:51:08.462
11 -	1:24.602 (2)	1.035	100.25	13:52:33.064
12 -	1:24.647 (3)	1.080	100.19	13:53:57.711
13 -	1:24.956	1.389	99.83	13:55:22.667
14 -	1:27.563	3.996	96.86	13:56:50.230
15 -	1:24.891	1.324	99.91	13:58:15.121

P4 411 Ian BANKHURST				
LAP	LAP TIME	DIFF	MPH	TIME OF DAY
1 -	1:34.623	7.489	89.63	13:38:25.333
2 -	1:28.077	0.943	96.29	13:39:53.410
3 -	1:28.475	1.341	95.86	13:41:21.885
4 -	1:28.140	1.006	96.22	13:42:50.025
5 -	1:27.914	0.780	96.47	13:44:17.939
6 -	1:28.405	1.271	95.94	13:45:46.344

DIFF = Difference To Personal Best Lap

7 -	1:28.793	1.659	95.52	13:47:15.137
8 -	1:28.378	1.244	95.96	13:48:43.515
9 -	1:28.913	1.779	95.39	13:50:12.428
10 -	1:27.861	0.727	96.53	13:51:40.289
11 -	1:27.134 (1)		97.33	13:53:07.423
12 -	1:27.476 (3)	0.342	96.95	13:54:34.899
13 -	1:27.304 (2)	0.170	97.15	13:56:02.203
14 -	1:29.245	2.111	95.03	13:57:31.448
15 -	1:28.737	1.603	95.58	13:59:00.185

P5 15 Mark CARTER				
LAP	LAP TIME	DIFF	MPH	TIME OF DAY
1 -	1:38.094	10.596	86.46	13:38:28.804
2 -	1:40.250	12.752	84.60	13:40:09.054
3 -	1:32.999	5.501	91.20	13:41:42.053
4 -	1:29.126	1.628	95.16	13:43:11.179
5 -	1:32.032	4.534	92.15	13:44:43.211
6 -	1:28.525	1.027	95.81	13:46:11.736
7 -	1:28.123	0.625	96.24	13:47:39.859
8 -	1:27.498 (1)		96.93	13:49:07.357
9 -	1:27.590	0.092	96.83	13:50:34.947
10 -	1:27.578 (3)	0.080	96.84	13:52:02.525
11 -	1:28.263	0.765	96.09	13:53:30.788
12 -	1:27.710	0.212	96.70	13:54:58.498
13 -	1:27.566 (2)	0.068	96.85	13:56:26.064
14 -	1:28.995	1.497	95.30	13:57:55.059
15 -	1:28.790	1.292	95.52	13:59:23.849

P6 16 Mark LINSTONE				
LAP	LAP TIME	DIFF	MPH	TIME OF DAY
1 -	1:42.794	13.072	82.51	13:38:33.504
2 -	1:34.576	4.854	89.68	13:40:08.080
3 -	1:33.506	3.784	90.70	13:41:41.586
4 -	1:31.697	1.975	92.49	13:43:13.283
5 -	1:37.135	7.413	87.31	13:44:50.418
6 -	1:32.388	2.666	91.80	13:46:22.806
7 -	1:31.169	1.447	93.03	13:47:53.975
8 -	1:31.218	1.496	92.98	13:49:25.193
9 -	1:31.207	1.485	92.99	13:50:56.400
10 -	1:29.845 (2)	0.123	94.40	13:52:26.245
11 -	1:30.185	0.463	94.04	13:53:56.430
12 -	1:29.990 (3)	0.268	94.25	13:55:26.420
13 -	1:30.280	0.558	93.94	13:56:56.700
14 -	1:29.722 (1)		94.53	13:58:26.422

P7 6 Leif BOSSON				
LAP	LAP TIME	DIFF	MPH	TIME OF DAY
1 -	1:42.838	13.024	82.47	13:38:33.548
2 -	1:35.850	6.036	88.48	13:40:09.398
3 -	1:33.428	3.614	90.78	13:41:42.826
4 -	1:31.832	2.018	92.36	13:43:14.658
5 -	1:36.661	6.847	87.74	13:44:51.319
6 -	1:32.999	3.185	91.20	13:46:24.318
7 -	1:31.366	1.552	92.83	13:47:55.684
8 -	1:30.760 (2)	0.946	93.45	13:49:26.444
9 -	1:30.989 (3)	1.175	93.21	13:50:57.433
10 -	1:29.814 (1)		94.43	13:52:27.247
11 -	1:33.382	3.568	90.82	13:54:00.629
12 -	1:31.191	1.377	93.00	13:55:31.820
13 -	1:32.913	3.099	91.28	13:57:04.733
14 -	1:35.130	5.316	89.15	13:58:39.863

HSCC Historic Formula 3 Championship - Chris Moore Memorial Trophy

RACE 11 - LAP ANALYSIS

DIFF = Difference To Personal Best Lap

P8 83 Simon ETHERINGTON				
LAP	LAP TIME	DIFF	MPH	TIME OF DAY
1 -	1:47.335	17.872	79.01	13:38:38.045
2 -	1:36.708	7.245	87.70	13:40:14.753
3 -	1:33.419	3.956	90.79	13:41:48.172
4 -	1:31.270 (3)	1.807	92.92	13:43:19.442
5 -	1:34.132	4.669	90.10	13:44:53.574
6 -	1:32.849	3.386	91.34	13:46:26.423
7 -	1:33.891	4.428	90.33	13:48:00.314
8 -	1:35.942	6.479	88.40	13:49:36.256
9 -	1:34.579	5.116	89.67	13:51:10.835
10 -	1:32.368	2.905	91.82	13:52:43.203
11 -	1:31.308	1.845	92.89	13:54:14.511
12 -	1:29.872 (2)	0.409	94.37	13:55:44.383
13 -	1:29.463 (1)		94.80	13:57:13.846
14 -	1:31.648	2.185	92.54	13:58:45.494

P9 5 Steve NICHOLS				
LAP	LAP TIME	DIFF	MPH	TIME OF DAY
1 -	1:40.573	9.786	84.33	13:38:31.283
2 -	1:31.485	0.698	92.71	13:40:02.768
3 -	1:30.822 (2)	0.035	93.38	13:41:33.590
4 -	1:31.633	0.846	92.56	13:43:05.223
5 -	1:51.771	20.984	75.88	13:44:56.994
6 -	1:32.148	1.361	92.04	13:46:29.142
7 -	1:32.624	1.837	91.57	13:48:01.766
8 -	1:32.801	2.014	91.39	13:49:34.567
9 -	1:33.551	2.764	90.66	13:51:08.118
10 -	1:34.211	3.424	90.02	13:52:42.329
11 -	1:31.628	0.841	92.56	13:54:13.957
12 -	1:30.787 (1)		93.42	13:55:44.744
13 -	1:30.881 (3)	0.094	93.32	13:57:15.625
14 -	1:31.234	0.447	92.96	13:58:46.859

P10 84 Martin WHITLOCK				
LAP	LAP TIME	DIFF	MPH	TIME OF DAY
1 -	1:43.790	13.573	81.71	13:38:34.500
2 -	1:35.295	5.078	89.00	13:40:09.795
3 -	1:33.822	3.605	90.40	13:41:43.617
4 -	1:31.759	1.542	92.43	13:43:15.376
5 -	1:36.351	6.134	88.02	13:44:51.727
6 -	1:34.534	4.317	89.72	13:46:26.261
7 -	1:34.230	4.013	90.00	13:48:00.491
8 -	1:35.899	5.682	88.44	13:49:36.390
9 -	1:34.678	4.461	89.58	13:51:11.068
10 -	1:33.470	3.253	90.74	13:52:44.538
11 -	1:30.549 (2)	0.332	93.66	13:54:15.087
12 -	1:30.921 (3)	0.704	93.28	13:55:46.008
13 -	1:30.217 (1)		94.01	13:57:16.225
14 -	1:31.867	1.650	92.32	13:58:48.092

P11 35 Nicholas PEARCE				
LAP	LAP TIME	DIFF	MPH	TIME OF DAY
1 -	1:44.184	11.400	81.40	13:38:34.894
2 -	1:35.801	3.017	88.53	13:40:10.695
3 -	1:34.703	1.919	89.56	13:41:45.398
4 -	1:32.888 (2)	0.104	91.31	13:43:18.286
5 -	1:34.058	1.274	90.17	13:44:52.344
6 -	1:34.223	1.439	90.01	13:46:26.567
7 -	1:34.689	1.905	89.57	13:48:01.256
8 -	1:35.341	2.557	88.96	13:49:36.597
9 -	1:34.751	1.967	89.51	13:51:11.348

DIFF = Difference To Personal Best Lap

10 -	1:33.666	0.882	90.55	13:52:45.014
11 -	1:33.285 (3)	0.501	90.92	13:54:18.299
12 -	1:32.784 (1)		91.41	13:55:51.083
13 -	1:33.736	0.952	90.48	13:57:24.819
14 -	1:37.613	4.829	86.89	13:59:02.432

P12 46 Mike LAMPLOUGH				
LAP	LAP TIME	DIFF	MPH	TIME OF DAY
1 -	1:47.202	9.223	79.11	13:38:37.912
2 -	1:40.035	2.056	84.78	13:40:17.947
3 -	1:39.748	1.769	85.03	13:41:57.695
4 -	1:41.168	3.189	83.83	13:43:38.863
5 -	1:40.735	2.756	84.19	13:45:19.598
6 -	1:40.942	2.963	84.02	13:47:00.540
7 -	1:39.938	1.959	84.86	13:48:40.478
8 -	1:43.439	5.460	81.99	13:50:23.917
9 -	1:40.646	2.667	84.27	13:52:04.563
10 -	1:39.487 (3)	1.508	85.25	13:53:44.050
11 -	1:37.979 (1)		86.56	13:55:22.029
12 -	1:42.548	4.569	82.70	13:57:04.577
13 -	1:38.115 (2)	0.136	86.44	13:58:42.692

P13 12 Glenn LOXTON				
LAP	LAP TIME	DIFF	MPH	TIME OF DAY
1 -	1:39.980	11.589	84.83	13:38:30.690
2 -	1:29.867 (2)	1.476	94.37	13:40:00.557
3 -	1:30.409 (3)	2.018	93.81	13:41:30.966
4 -	1:32.045	3.654	92.14	13:43:03.011
5 -	1:31.853	3.462	92.33	13:44:34.864
6 -	1:31.387	2.996	92.80	13:46:06.251
7 -	1:30.777	2.386	93.43	13:47:37.028
8 -	1:30.912	2.521	93.29	13:49:07.940
9 -	1:28.391 (1)		95.95	13:50:36.331
10 -	1:43.319	14.928	82.09	13:52:19.650
11 -	1:31.797	3.406	92.39	13:53:51.447
12 -	1:31.007	2.616	93.19	13:55:22.454

P14 9 Andrew TART				
LAP	LAP TIME	DIFF	MPH	TIME OF DAY
1 -	1:41.935 (1)		83.20	13:38:32.645
2 -	1:40.209 P		84.63	13:40:12.854

HSCC Historic Formula 3 Championship - Chris Moore Memorial Trophy

RACE 11 - STATISTICS

Competitors Started	14
Planned Start	2024-06-23 @ 13:10:00.000
Actual Start	2024-06-23 @ 13:36:50.709
Finish Time	2024-06-23 @ 13:58:10.394
Track Length	2.3560mi.
Total Laps	186
Total Distance Covered	438.2166mi.

Session Fastest Lap History

NO	CL	NAME	LAP TIME	TIME OF DAY	LAP	VEHICLE
11	B	Ross DRYBROUGH	1:31.117	13:38:21.844	1	Merlyn Mk14A 997
11	B	Ross DRYBROUGH	1:26.110	13:39:47.953	2	Merlyn Mk14A 997
25	B	Andrew HIBBERD	1:26.024	13:39:48.253	2	Brabham BT18 1000
28	B	Jason TIMMS	1:25.524	13:39:49.010	2	Brabham BT21 1000
11	B	Ross DRYBROUGH	1:25.019	13:41:12.973	3	Merlyn Mk14A 997
25	B	Andrew HIBBERD	1:24.952	13:41:13.205	3	Brabham BT18 1000
28	B	Jason TIMMS	1:24.605	13:44:04.267	5	Brabham BT21 1000
28	B	Jason TIMMS	1:23.809	13:46:53.010	7	Brabham BT21 1000
11	B	Ross DRYBROUGH	1:23.567	13:49:41.451	9	Merlyn Mk14A 997
25	B	Andrew HIBBERD	1:23.562	13:49:41.914	9	Brabham BT18 1000
25	B	Andrew HIBBERD	1:23.524	13:58:11.570	15	Brabham BT18 1000

Session Leader History

NO	CL	NAME	FROM LAP	LAPS LED	DISTANCE	VEHICLE
11	B	Ross DRYBROUGH	1	6	14.13 miles	Merlyn Mk14A 997
28	B	Jason TIMMS	7	2	4.71 miles	Brabham BT21 1000
11	B	Ross DRYBROUGH	9	1	2.35 miles	Merlyn Mk14A 997
28	B	Jason TIMMS	10	5	11.78 miles	Brabham BT21 1000
25	B	Andrew HIBBERD	15	1	2.35 miles	Brabham BT18 1000

Flag History

TYPE	TIME OF DAY
GREEN	13:36:50.709
FINISH	13:58:10.394

Flag Statistics

TYPE	COUNT	TOTAL LAPS	TOTAL TIME
Green	1	15	22:51.675
Red	0	0	0.000
Safety Car	0	0	0.000
FCY	0	0	0.000

HSCC Historic Formula 3 Championship - Chris Moore Memorial Trophy

RACE 11 - STATISTICS

CLASS : B

13 Starters

Fastest Lap History

NO	NAME	LAP TIME	TIME OF DAY	LAP	VEHICLE
11	Ross DRYBROUGH	1:31.117	13:38:21.844	1	Merlyn Mk14A 997
11	Ross DRYBROUGH	1:26.110	13:39:47.953	2	Merlyn Mk14A 997
25	Andrew HIBBERD	1:26.024	13:39:48.253	2	Brabham BT18 1000
28	Jason TIMMS	1:25.524	13:39:49.010	2	Brabham BT21 1000
11	Ross DRYBROUGH	1:25.019	13:41:12.973	3	Merlyn Mk14A 997
25	Andrew HIBBERD	1:24.952	13:41:13.205	3	Brabham BT18 1000
28	Jason TIMMS	1:24.605	13:44:04.267	5	Brabham BT21 1000
28	Jason TIMMS	1:23.809	13:46:53.010	7	Brabham BT21 1000
11	Ross DRYBROUGH	1:23.567	13:49:41.451	9	Merlyn Mk14A 997
25	Andrew HIBBERD	1:23.562	13:49:41.914	9	Brabham BT18 1000
25	Andrew HIBBERD	1:23.524	13:58:11.570	15	Brabham BT18 1000

Leader History

NO	NAME	FROM LAP	LAPS LED	DISTANCE	VEHICLE
11	Ross DRYBROUGH	1	6	14.13 miles	Merlyn Mk14A 997
28	Jason TIMMS	7	2	4.71 miles	Brabham BT21 1000
11	Ross DRYBROUGH	9	1	2.35 miles	Merlyn Mk14A 997
28	Jason TIMMS	10	5	11.78 miles	Brabham BT21 1000
25	Andrew HIBBERD	15	1	2.35 miles	Brabham BT18 1000

HSCC Historic Formula 3 Championship - Chris Moore Memorial Trophy

RACE 11 - STATISTICS

CLASS : A

1 Starters

Fastest Lap History

NO	NAME	LAP TIME	TIME OF DAY	LAP	VEHICLE
35	Nicholas PEARCE	1:44.184	13:38:34.919	1	U2 Mk4 1000
35	Nicholas PEARCE	1:35.801	13:40:10.721	2	U2 Mk4 1000
35	Nicholas PEARCE	1:34.703	13:41:45.424	3	U2 Mk4 1000
35	Nicholas PEARCE	1:32.888	13:43:18.311	4	U2 Mk4 1000
35	Nicholas PEARCE	1:32.784	13:55:51.109	12	U2 Mk4 1000

Leader History

NO	NAME	FROM LAP	LAPS LED	DISTANCE	VEHICLE
35	Nicholas PEARCE	1	14	32.98 miles	U2 Mk4 1000